


# NOCTURNAL ANIMALS ART ACTIVITY

**MAKE A NIGHT-TIME SCENE!**




## **You Will Need:**

**SCISSORS, CONSTRUCTION PAPER (BLACK, GREEN, YELLOW),  
GOOGLY EYES, GLUE STICK, HOT GLUE GUN, AND TWIGS**

**1**

**Cut bumpy, cloud-like shapes out of green construction paper to make bushes and glue them to a sheet of black construction paper**




**2**

**Add a yellow construction paper circle to be the moon. You can make it a full moon or a crescent.**



**3**

**Break twigs to match the width of the black construction paper and use a hot glue gun to keep them in place.**



**4**

**Last, use a glue stick to place pairs of eyes between the trees. Now you have a dark forest filled with nocturnal animals!**

